




<h1>Apple Books</h1>	<h1>Google Play Books</h1>	<h1>Amazon Kindle</h1>
<h2>Apple Family Sharing</h2>	<h2>Google Play Family Library</h2>	<h2>Amazon Household and Family Library</h2>
<p>You can have up to <b>six members</b> in a Family Sharing group, of any age. One adult acts as the "Family Organizer."</p> <p><b>Automatic Sharing:</b> Once "Purchase Sharing" is enabled, all eligible books purchased by any family member are automatically made available to everyone else in the group.</p>	<p>You can have up to <b>six members</b> in a Family Sharing group. One person acts as the family manager. Members must reside in the same country as the manager.</p> <p><b>Flexible (Automatic or Manual):</b> The family manager can choose to have all eligible book purchases automatically added to the Family Library. Alternatively, each member can manually select which of their purchased books to add to the shared library.</p>	<p>An Amazon Household is limited to <b>two adults</b> (18 and over) and up to <b>four children</b> (17 or younger).</p> <p><b>Manual Sharing:</b> By default, books are not automatically shared. You must manually go into your "Content &amp; Devices" settings on the Amazon website, select the books you want to share, and add them to the Family Library for the other member(s) to access.</p>
<p><b>Step 1: Set Up Family Sharing.</b> The "Family Organizer" must initiate the setup.</p> <ul style="list-style-type: none"> <li>• On your iPhone or iPad, go to Settings.</li> <li>• Tap your name at the top, then tap Family Sharing.</li> <li>• Follow the on-screen instructions to create your family group. You will need to have a valid payment method on file, which will be shared with the group.</li> </ul> <p><b>Step 2: Invite Family Members</b></p> <ul style="list-style-type: none"> <li>• In the Family Sharing menu, tap Add Member.</li> <li>• Invite family members using their Apple ID via iMessage or by creating an account for a child.</li> <li>• <u>The invited person must accept the invitation to join the group.</u></li> </ul> <p><b>Step 3: Enable Purchase Sharing</b></p> <ul style="list-style-type: none"> <li>• Once your family group is created, navigate back to the Family Sharing settings page.</li> <li>• Tap on Purchase Sharing.</li> <li>• Ensure that the "Share Purchases with Family" switch is turned on. This makes all eligible past and future book purchases available to your family.</li> </ul>	<p><b>Step 1: Create Your Family Group.</b> The "Family Manager" must set this up.</p> <ul style="list-style-type: none"> <li>• Open the <b>Google Play Store</b> app.</li> <li>• Tap your profile in the top-right corner.</li> <li>• Go to Settings &gt; Family.</li> <li>• Select Sign up for Family Library and follow the prompts to set up your family group and a family payment method.</li> </ul> <p><b>Step 2: Invite Family Members</b></p> <ul style="list-style-type: none"> <li>• After setup, you can invite up to five other family members.</li> <li>• Go back to Settings &gt; Family &gt; Manage family members.</li> <li>• <u>Send invitations to their Google accounts. They must accept the invitation to join.</u></li> </ul> <p><b>Step 3: Add Books to the Family Library</b></p> <ul style="list-style-type: none"> <li>• To add all eligible books automatically, go to the <b>Family Library settings</b> and select "Add all eligible purchases now and in the future."</li> <li>• To add a single book, open the <b>Play Books</b> app, find the book in your library, tap the three-dot menu (:), and select Add to Family Library.</li> </ul>	<p><b>Step 1: Create an Amazon Household</b></p> <ul style="list-style-type: none"> <li>• Go to Amazon.com on a browser.</li> <li>• Navigate to Accounts &amp; Lists &gt; Content &amp; Devices.</li> <li>• Click the <b>Preferences</b> tab at the top.</li> <li>• Click the box that says <b>Households and Family Library</b>.</li> <li>• Add another adult.</li> </ul> <p><b>Step 2: Invite the Other Adult</b></p> <ul style="list-style-type: none"> <li>• You will need to enter the name and email address associated with the other adult's Amazon account.</li> <li>• <u>That person will receive an email invitation and must accept it.</u></li> <li>• <b>Crucially, both adults must agree to share payment methods linked to their Amazon accounts.</b></li> </ul> <p><b>Step 3: Go to Your Digital Content and Share a Book with Your Family Library</b></p> <ul style="list-style-type: none"> <li>• Once the Household is set up, go back to Content &amp; Devices.</li> <li>• Find the book you want to share and click the More actions button (...) next to its title.</li> <li>• Select Manage Family Library or Add to Library.</li> </ul>

Apple Books	Google Play Books	Amazon Kindle
<p>One Accord and Crucial Aspects of the Book of Acts (4/4-4/6 ITERO training)</p> 	<p>One Accord and Crucial Aspects of the Book of Acts (4/4-4/6 ITERO training)</p> 	<p>One Accord and Crucial Aspects of the Book of Acts (4/4-4/6 ITERO training)</p> 

Colossians 3:16a: **"Let the word of Christ dwell in you richly in all wisdom, teaching and admonishing one another..."**

Matthew 4:4: **"Man shall not live on bread alone, but on every word that proceeds out through the mouth of God"**

1 Timothy 4:6: **"If you lay these things before the brothers, you will be a good minister of Christ Jesus, being nourished with the words of the faith and of the good teaching which you have closely followed."**

Jeremiah 15:16: **"Your words were found and I ate them, And Your word became to me the gladness and joy of my heart."**

Luke 10:38-42: "Now as they went, He entered into a certain village, and a certain woman named Martha received Him into her home. And she had a sister called Mary, who also sat at the Lord's feet and was listening to His word. But Martha was being drawn about with much serving, and she came up to Him and said, Lord, does it not matter to You that my sister has left me to serve alone? Tell her then to do her part with me. But the Lord answered and said to her, Martha, Martha, you are anxious and troubled about many things; But **there is need of one thing, for Mary has chosen the good part, which shall not be taken away from her.**